

EN



EUROPEAN COMMISSION

Brussels, 21.9.2010
SEC(2010)1094

COMMISSION STAFF WORKING DOCUMENT
Accompanying document to the
REPORT FROM THE COMMISSION TO THE COUNCIL

**Annual Report on the implementation of Council Regulation (EC) 866/2004 of 29 April
2004 and the situation resulting from its application**

{COM(2010)499 final}

Annex I

Overview table summarising the monthly reports of the Turkish Cypriot
Chamber of Commerce according to Article 8 of Commission Regulation 1480/2004
EUR (accompanying documents issued)

	2009						2010						
Traded Products	May	June	July	August	September	Oktober	November	December	January	February	March	April	TOTAL
Aluminium products	34.715	21.673	57.865	42.525	37.975	79.330	40.695	25.313	35.150	17.796	66.560	3.120	462.716
Live Animals/Animal products (fresh fish)	62.567	129.908	86.697	84.030	53.108	53.121	32.871	28.888	18.523	25.445	106.818	83.799	765.773
Building/ Articles of Stone	61.319	65.500	85.661	35.148	40.417	49.644	57.794	8.776	50.490	8.956	24.938	43.450	532.094
Ceramic products / refractory goods	24.342	27.100	31.381	7.123	37.927	22.953	49.718	13.598	33.085	28.948	21.083	31.808	329.066
Chemical Products	47.071	49.582	48.375	31.137	45.991	41.602	35.509	20.367	19.696	17.046	27.123	25.000	408.498
Clothing	0	0	0	0	0	0	0	0	0	0	0	0	0
Earth and stone	0	0	558	0	862	0	2.788	0	2.660	0	1.640	0	8.508
Electronic Equipment	0	0	0	0	0	0	0	0	3.140	0	0	0	3.140
Glass and glassware	25.756	24.627	21.213	4.037	13.366	30.620	3.125	0	0	0	600	3.970	127.313
Handicraft products	4.704	6.897	8.094	1.558	4.980	6.032	4.425	184	102	480	4.687	1.485	43.627
Iron/Steel	5.700	300	0	4.355	1.200	2.013	810	1.520	1.620	1.795	595	2.220	22.128
Miscellaneous/Manufactured articles	9.600	14.044	16.641	6.433	6.270	14.345	6.544	6.156	4.657	3.288	12.929	11.877	112.785
Paintings	0	0	715	0	0	0	0	0	0	0	0	0	715
Paper Products	9.000	4.000	4.000	3.200	750	3.600	3.600	4.800	2.600	4.350	4.400	2.606	46.906
Pastrycooks' products	0	8.700	5.375	0	0	0	0	0	0	120	400	400	14.995
Plastic Products	65.683	94.659	99.189	57.863	90.376	115.440	95.471	59.425	72.228	59.052	62.767	79.429	951.580
Pre-fabricated buildings	0	0	0	0	0	0	0	0	0	0	0	0	0
Prepared Foodstuffs	88	0	7.600	0	2.280	0	0	0	6.000	0	0	0	15.968
Printed Books, newspapers etc.	0	0	0	800	0	0	1.650	800	0	0	0	0	3.250

Raw metal	29.855	43.320	35.665	41.433	60.039	110.090	66.902	79.900	122.887	66.115	114.855	54.762	825.825
Saddlery and Harness	0	0	0	0	2.015	0	0	0	0	0	1.230	1.800	5.045
Textile articles	0	0	0	0	0	0	0	0	0	0	0	0	0
Vegetable residues and by-products	3.465	0	3.101	0	3.802	0	3.716	0	0	2.600	0	2.600	19.284
Vegetables	420.076	372.421	18.550	8.500	18.400	32.600	40.350	41.617	32.288	70.990	42.490	24.100	1.122.382
Water Storage/heating	0	0	0	0	0	0	0	0	0	0	0	0	0
Wood	0	0	0	0	0	0	0	210	210	0	0	0	420
Wooden products/ furniture	66.325	35.541	50.794	25.331	48.806	41.352	33.735	25.261	30.068	20.820	43.397	23.636	445.065
Total	870.264	898.270	581.475	353.473	468.564	602.741	479.702	316.815	435.402	327.801	536.513	396.062	6.267.082

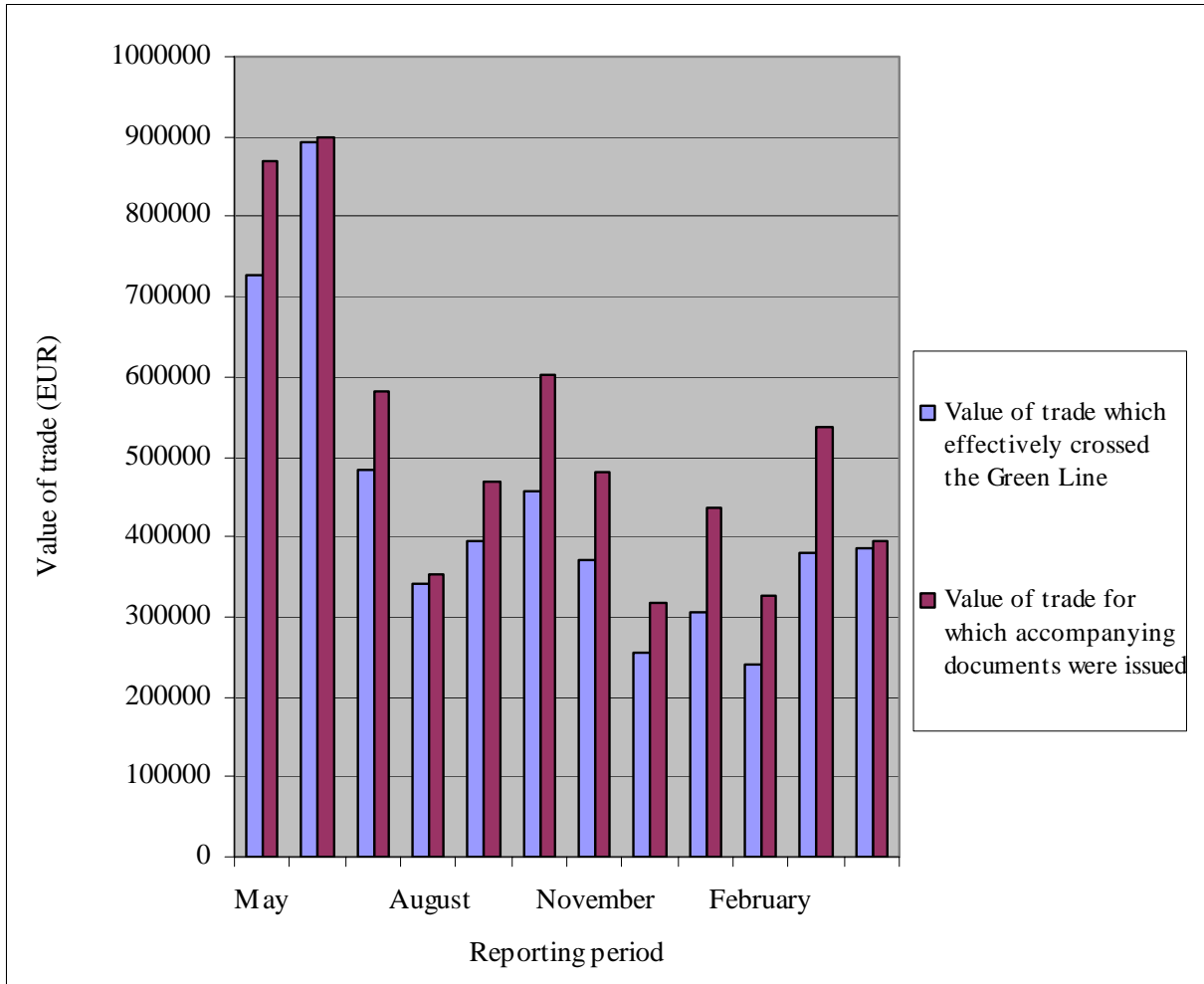
Source: table based on data received from the Turkish Cypriot Chamber of Commerce

**Annex II: Value of goods crossing the Green Line reported by the
authorities of the
Republic of Cyprus (May 2009-April 2010)**

May	726.836
June	891.830
July	482.404
August	342.033
September	395.585
October	457.535
November	369.773
December	254.933
January	305.020
February	240.322
March	379.740
April	386.316
TOTAL	5.232.328

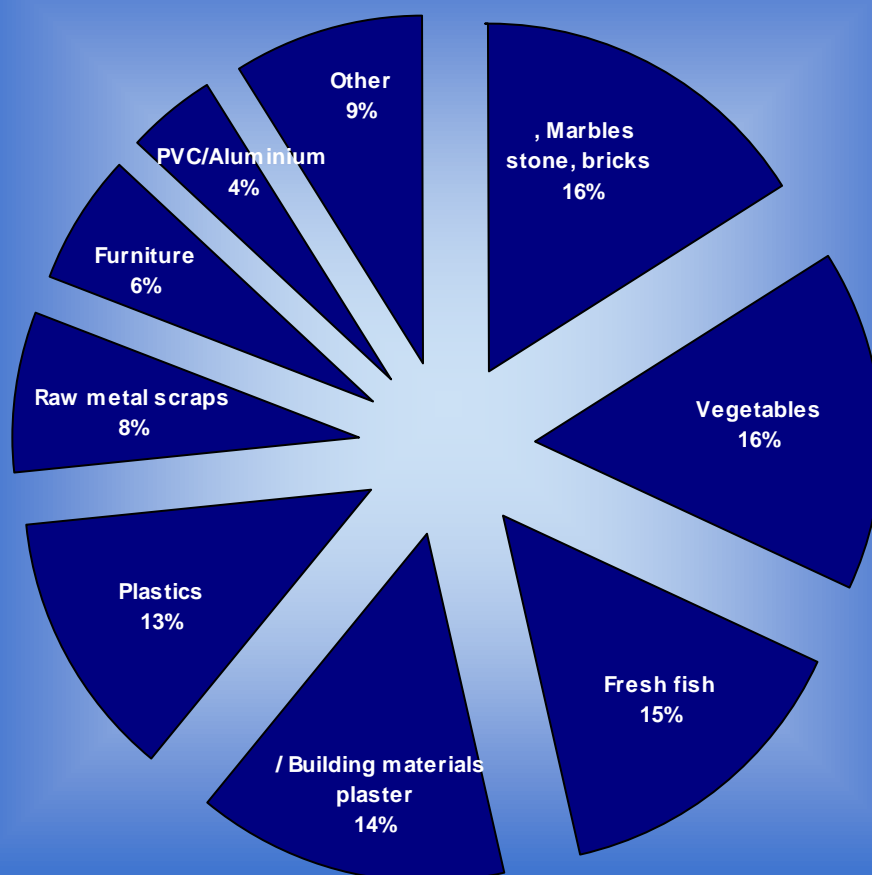
Source: table based on data received from the Cyprus Chamber of Commerce and Industry

Annex III: Values of goods which crossed the Green Line and value of goods for which accompanying documents were issued by the Turkish Cypriot Chamber of Commerce



Source: - goods effectively crossed - table based on data received from the Cyprus Chamber of Commerce and Industry
 - with accompanying documents - table based on data received from the Turkish Cypriot Chamber of Commerce

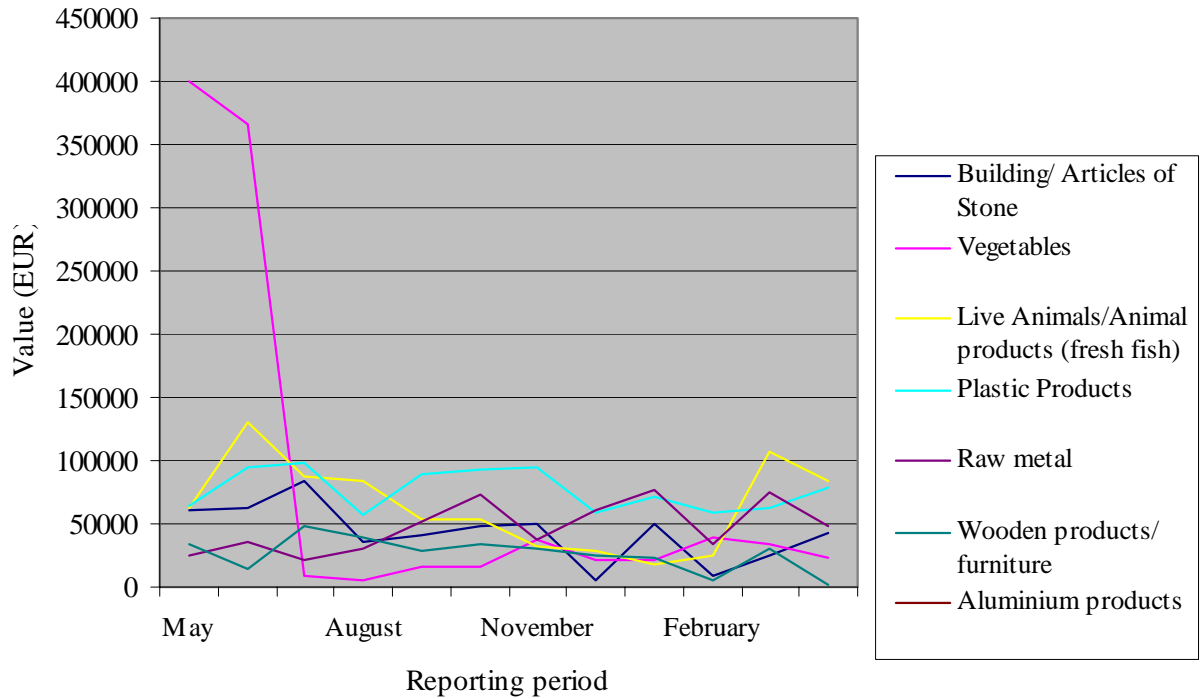
Annex IV: Most traded products



Marbles, stone, bricks	837.154
Vegetables	832.592
Fresh fish	759.062
Building materials / plaster	747.337
Plastics	658.457
Raw metal scraps	396.066
Furniture	311.780
PVC/Aluminium	220.401
Other	469.480
Total:	5.232.328

Source: table based on data received from the Cyprus Chamber of Commerce and Industry

Annex V: Development of most traded goods (highest trade value)



Source: table based on data received from the Turkish Cypriot Chamber of Commerce

Annex VI: ILLEGAL IMMIGRATION STATISTICAL DATA

FOR THE PERIOD 01/05/2009-30/04/2010

MONTH /YEAR	ILLEGAL IMMIGRANTS having entered from the areas in which the Republic of Cyprus DOES NOT exercise effective control			ILLEGAL IMMIGRANTS having entered the areas in which the Republic of Cyprus exercises effective control			ILLEGAL IMMIGRANTS from the British Sovereign Base Areas (7)
	NOT APPLIED FOR ASYLUM (1)	APPLIED FOR ASYLUM (2)	VOLUNTAR Y DEPARTUR E (3)	NOT APPLIED FOR ASYLUM (4)	APPLIED FOR ASYLUM (5)	VOLUNTARY DEPARTURE (6)	
May 2009	27	111	111	0	0	0	0
June 2009	11	99	64	3	0	0	2
July 2009	20	151	99	5	0	0	0
August 2009	26	143	178	0	0	0	10
September 2009	28	145	52	0	0	0	0
October 2009	26	143	93	0	0	1	0
November 2009	26	75	68	0	0	0	0
December 2009	16	105	70	0	0	0	0
January 2010	22	97	63	0	0	0	0
February 2010	22	76	61	0	0	0	4
March 2010	19	82	66	0	0	0	1
April 2010	12	84	55	0	2	0	0
TOTAL	255	1311	980	8	2	1	17
TOTAL	2546 (total number of 1+2+3) (98.91%)			11 (total number of 4+5) (0.43%)			17 (total number of 6) (0.66%)
GRAND TOTAL	2574 (total number of 1+2+3+4+5+6) (100%)						

SOURCE: Police Aliens & Immigration Department, Ref. No. 433/2 , 30/04/2010

Annex VII

Movement of G/C and T/C persons and vehicles across the crossing points as per Council Regulation no.866/04 (01/05/2009 - 30/04/2010)

MONTH	MOVEMENTS OF PERSONS			MOVEMENTS OF VEHICLES		
	GREEK-CYPRIOTS	TURKISH - CYPRIOTS	TOTAL	VEHICLES GCs	VEHICLES TCs	TOTAL
05 / 2009	69487	111559	181046	17475	39928	57403
06 / 2009	64593	97369	161962	15945	37248	53193
07 / 2009	61567	91852	153419	18074	35314	53388
08 / 2009	65015	85938	150953	17525	32118	49643
09 / 2009	61332	116604	177936	14743	40152	54895
10 / 2009	57683	106415	164098	14467	38590	53057
11 / 2009	59510	110991	170501	13549	39490	53039
12 / 2009	50300	105096	155396	14251	37292	51543
01 / 2010	45573	94141	139714	13104	32803	45907
02 / 2010	37488	95256	132744	10217	32472	42689
03 / 2010	47571	92339	139910	12960	32005	44965
04 / 2010	50791	77603	128394	13361	27125	40486
TOTAL	670910	1185163	1856073	175671	424537	600208

Source of data: Republic of Cyprus, Cyprus Police

Annexe VIII

COUNTRIES OF ORIGIN OF APPREHENDED ILLEGAL IMMIGRANTS
WITH A VISA OR A STAMP IN THEIR PASSPORT FROM TURKEY OR THE TURKISH CYPRIOT COMMUNITY
May 2009- April 2010

<i>NATIONALITY</i>	<i>TOTAL</i>	Entry/exit stamps from Turkey	Entry/exit stamps from the Turkish Cypriot community	Visa issued by Turkey allowing transit to the northern part of Cyprus	Visa/residence permit issued for the northern part of Cyprus
<i>SYRIA</i>	545	502	406	366	0
<i>IRAN</i>	151	125	136	1	0
<i>GEORGIA</i>	103	91	68	12	0
<i>PAKISTAN</i>	90	7	89	6	0
<i>BAGLADESH</i>	53	25	52	9	5
<i>MOGGOLIA</i>	46	40	40	1	0
<i>WEST BANK (PALESTINE)</i>	49	34	43	26	0
<i>MOLDOVIA</i>	54	25	54	2	0
<i>INDIA</i>	46	4	45	0	2
<i>IRAQ</i>	32	32	17	19	0
<i>JORDAN</i>	37	25	28	12	2
<i>UKRAINE</i>	30	19	28	4	0
<i>SRI LANKA</i>	32	1	32	1	0

<i>NATIONALITY</i>	<i>TOTAL</i>	Entry/exit stamps from Turkey	Entry/exit stamps from the Turkish Cypriot community	Visa issued by Turkey allowing transit to the northern part of Cyprus	Visa/residence permit issued for the northern part of Cyprus
<i>CHINA</i>	22	13	21	8	1
<i>UZBEKISTAN</i>	20	14	18	2	0
<i>LEBANON</i>	15	7	13	7	0
<i>EGYPT</i>	16	14	10	3	1
<i>RUSSIA</i>	14	10	14	0	0
<i>ARMENIA</i>	12	6	11	0	0
<i>NIGERIA</i>	8	4	8	0	1
<i>CAMEROON</i>	24	0	24	0	4
<i>TUNISIA</i>	7	7	7	0	0
<i>TURKEY</i>	7	7	7	0	1
<i>USA</i>	6	5	6	5	0
<i>MOROCCO</i>	6	5	5	0	0
<i>YUGOSLAVIA</i>	4	2	4	1	1
<i>CANADA</i>	3	3	3	3	0
<i>INDONESIA</i>	3	3	3	0	0

<i>NATIONALITY</i>	<i>TOTAL</i>	Entry/exit stamps from Turkey	Entry/exit stamps from the Turkish Cypriot community	Visa issued by Turkey allowing transit to the northern part of Cyprus	Visa/residence permit issued for the northern part of Cyprus
<i>BRAZIL</i>	2	2	2	0	0
<i>KENYA</i>	2	2	2	2	0
<i>VIETNAM</i>	2	0	2	0	0
<i>AUSTRALIA</i>	2	2	2	0	0
<i>NEW ZEALAND</i>	1	1	1	0	0
<i>KYRGISTAN</i>	2	2	2	0	1
<i>FYROM</i>	1	0	1	0	0
<i>KAZAKSTAN</i>	1	1	1	0	0
<i>MALI</i>	2	0	2	0	0
<i>ALGERIA</i>	1	1	1	0	0
<i>ALBANIA</i>	3	2	2	0	0
<i>NEPAL</i>	1	0	1	0	0
<i>GANA</i>	2	1	2	0	0
<i>JAMAICA</i>	1	1	1	0	0

<i>NATIONALITY</i>	<i>TOTAL</i>	Entry/exit stamps from Turkey	Entry/exit stamps from the Turkish Cypriot community	Visa issued by Turkey allowing transit to the northern part of Cyprus	Visa/residence permit issued for the northern part of Cyprus
<u>TOTAL</u>	1458	1045	1214	490	19

SOURCE: Police Headquarters, Aliens & Immigration Department, 22/4/2010